



TTI Success Insights®
Team Behavioral Report



team sample behaviors
Company Inc.
5-4-2010



Bringing Awareness
ABC Co. Ltd.
789 Street
Springfield, USA
800-555-5555



Behavioral research suggests that the most effective people are those who understand themselves, both their strengths and weaknesses, so they can develop strategies to meet the demands of their environment.

A person's behavior is a necessary and integral part of who they are. In other words, much of our behavior comes from "nature" (inherent), and much comes from "nurture" (our upbringing). It is the universal language of "how we act," or our observable human behavior.

In this report we have adapted the individual information to reflect the behavioral styles of the team. The most effective teams have members who understand themselves as well as each other.

This report analyzes behavioral style; that is, a person's manner of doing things. Is the report 100% true? Yes, no and maybe. We are only measuring behavior. We only report statements from areas of behavior in which tendencies are shown. To improve accuracy, feel free to make notes or edit the report regarding any statement from the report that may or may not apply, but only after checking with friends or colleagues to see if they agree.

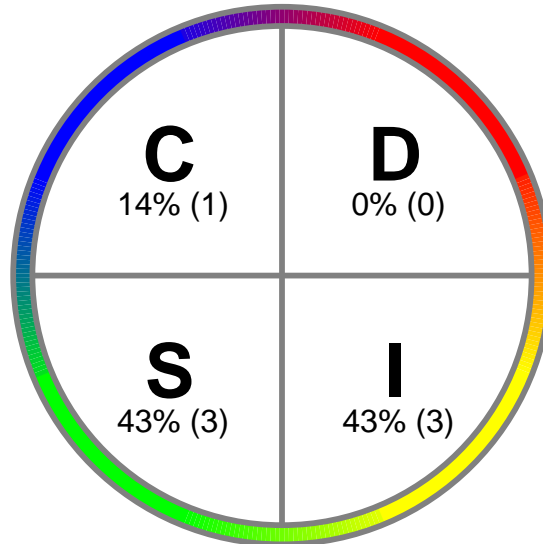


PRIMARY BEHAVIORAL STYLE OVERVIEW

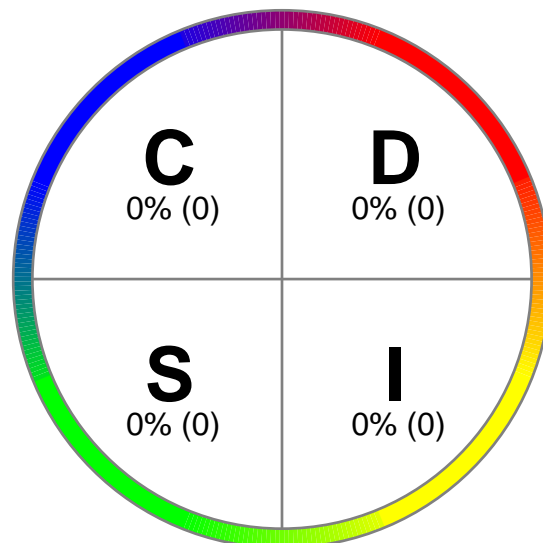
The following charts show the group's overall primary adapted behavioral styles by percentage. The primary behavioral style is determined for each individual by looking at the point that is furthest from the energy line, whether it is above or below. The primary behavioral style, whether above or below, is the individual's strongest behavioral style.

ADAPTED STYLE

Higs



Lows



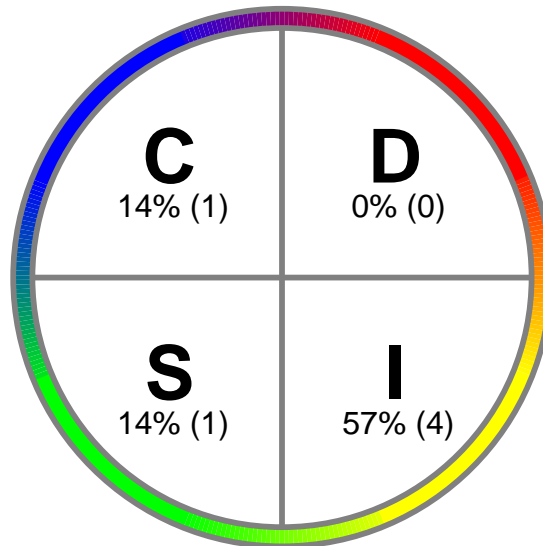


PRIMARY BEHAVIORAL STYLE OVERVIEW

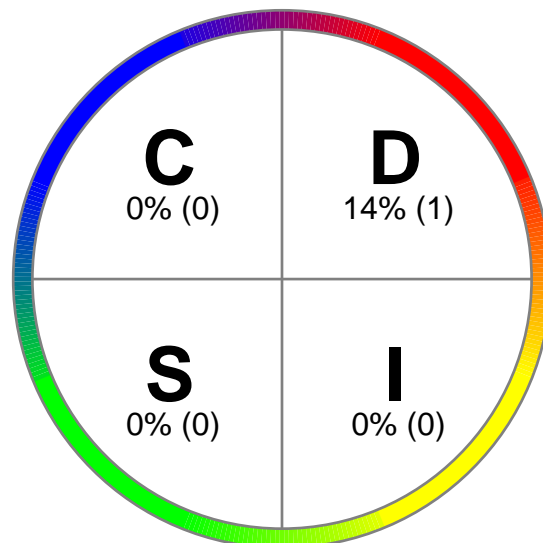
The following charts show the group's overall primary natural behavioral styles by percentage. The primary behavioral style is determined for each individual by looking at the point that is furthest from the energy line, whether it is above or below. The primary behavioral style, whether above or below, is the individual's strongest behavioral style.

NATURAL STYLE

Higs



Lows





The Success Insights® Wheel provides a visual format for plotting the data obtained from the Style Insights® questionnaire. The Wheel demonstrates the similarities and differences in behavior amongst team members. The Wheel quickly gives a visual representation that allows you to explore behavioral styles based on eight specific identifiers:

- Conductor
- Persuader
- Promoter
- Relater
- Supporter
- Coordinator
- Analyzer
- Implementor

The following pages will detail the strengths, weaknesses, problem solving abilities, communication preferences and potential areas to avoid within each of the eight identifiers. As a team it is important to recognize, understand and appreciate the different behavioral styles represented. This will allow for increased productivity and overall team cohesiveness.



The team selected has 29% Promoter natural behavioral styles within it. Based on this information the following statements have been provided to give the team members a clearer understanding and appreciation of the Promoter style.

29% of Team (2)

Strengths

Promoters tend to:

- Utilize social and verbal skills within the team.
- Be good at persuading people.
- Promote the team throughout the organization.
- Promote new ideas and products.
- Calm conflict situations within the team.

Weaknesses

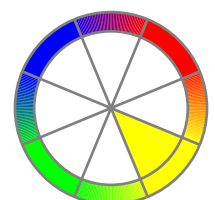
Promoters may:

- Act impulsively based on emotions.
- Be unrealistic in appraising people.
- Be inattentive to details and disorganized.
- Listen selectively to team members.
- Be overly optimistic about team abilities.

Communication Dos

To influence and form a strong bond with a Promoter you need to include words or phrases such as:

- Getting recognition
- Gain respect
- Builds on what you have already accomplished
- New
- Unique





The team selected has 14% Persuader natural behavioral styles within it. Based on this information the following statements have been provided to give the team members a clearer understanding and appreciation of the Persuader style.

14% of Team (1)

Strengths

Persuaders tend to:

- Get results through team members.
- Promote and accept changes.
- Utilize their intuition.
- Be decisive and aggressive when presented with challenges.
- Initiate activity through other people.

Weaknesses

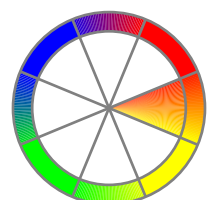
Persuaders may:

- Let emotions get in the way of decision-making.
- Avoid conflict within the team.
- Not manage time well.
- Be overly enthusiastic.
- Not finish everything they start.

Communication Dos

To influence and form a strong bond with a Persuader you need to include words or phrases such as:

- Be able to take advantage of opportunities
- Rewards should be automatic
- You're important to your company's success
- Be accepted for who you are and what you do
- Make the business run your way





The team selected has 14% Relater natural behavioral styles within it. Based on this information the following statements have been provided to give the team members a clearer understanding and appreciation of the Relater style.

14% of Team (1)

Strengths

Relaters tend to:

- Help others using empathy and understanding.
- Show team loyalty.
- Promote and implement team ideas.
- Be a team player.
- Be sensitive to the feelings of others.

Weaknesses

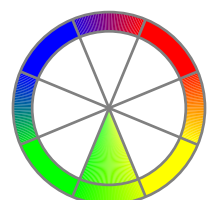
Relaters may:

- Be passive and indecisive in certain situations.
- Avoid confrontation within the team.
- Lack initiative and a sense of urgency.
- Overuse compassion and kindness.
- Not challenge the status quo.

Communication Dos

To influence and form a strong bond with a Relater you need to include words or phrases such as:

- Relationship-oriented
- Achieve consensus
- Integrated without disrupting anything
- Create a solid foundation
- Have the security of knowing





The team selected has 14% Supporter natural behavioral styles within it. Based on this information the following statements have been provided to give the team members a clearer understanding and appreciation of the Supporter style.

14% of Team (1)

Strengths

Supporters tend to:

- Be loyal to those they identify with.
- Like to be in a team environment.
- Like an environment where long service is deemed important.
- Focus on team activities.
- Be motivated towards established procedures.

Weaknesses

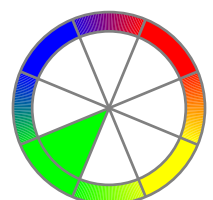
Supporters may:

- Get in "ruts" and maintain status quo.
- Resist team-initiated changes.
- Be slow to act without precedent.
- Hesitate to move forward.
- Do the work themselves, rather than delegate.

Communication Dos

To influence and form a strong bond with a Supporter you need to include words or phrases such as:

- Free of controversy
- In line with the industry standard
- Keep people off your back
- Make the business run predictably
- Establish fail-safe predictability





The team selected has 14% Coordinator natural behavioral styles within it. Based on this information the following statements have been provided to give the team members a clearer understanding and appreciation of the Coordinator style.

14% of Team (1)

Strengths

Coordinators tend to:

- Work for a leader and a cause.
- Set and accomplish high standards of conduct and work.
- Be alert and sensitive to problems, rules, errors and procedures.
- Have the ability to make tough decisions without letting emotions interfere.
- Understand and preserve the need for quality systems.

Weaknesses

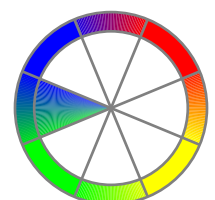
Coordinators may:

- Tend to hide true feelings.
- Overuse organizational procedures on the team.
- Not promote self or team enough.
- Not use a direct approach.
- Have difficulty displaying concerns and feelings.

Communication Dos

To influence and form a strong bond with a Coordinator you need to include words or phrases such as:

- Spread the risk
- Not be in a big hurry
- Know how things are supposed to be done
- Keep everything on a safe course
- No more chaos





The team selected has 14% Implementor natural behavioral styles within it. Based on this information the following statements have been provided to give the team members a clearer understanding and appreciation of the Implementor style.

14% of Team (1)

Strengths

Implementors tend to:

- Have creative ideas.
- Have a slow start and a fast finish.
- Make tough decisions using insight and facts.
- Be structured in use of time.
- Be aware and sensitive to the cost of errors and mistakes.

Weaknesses

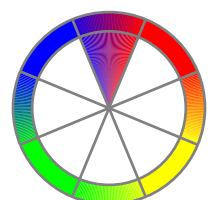
Implementors may:

- Be overly blunt and critical of team members.
- Overuse facts and figures.
- Take on too much within the team.
- Be insensitive to the feelings of team members.
- Come across as insincere.

Communication Dos

To influence and form a strong bond with an Implementor you need to include words or phrases such as:

- Be able to use your assets to your fullest potential
- Maintain control over what is really important to you
- Designed to be easily controlled
- Gives you control over outcome
- Designed with finances and operations in mind



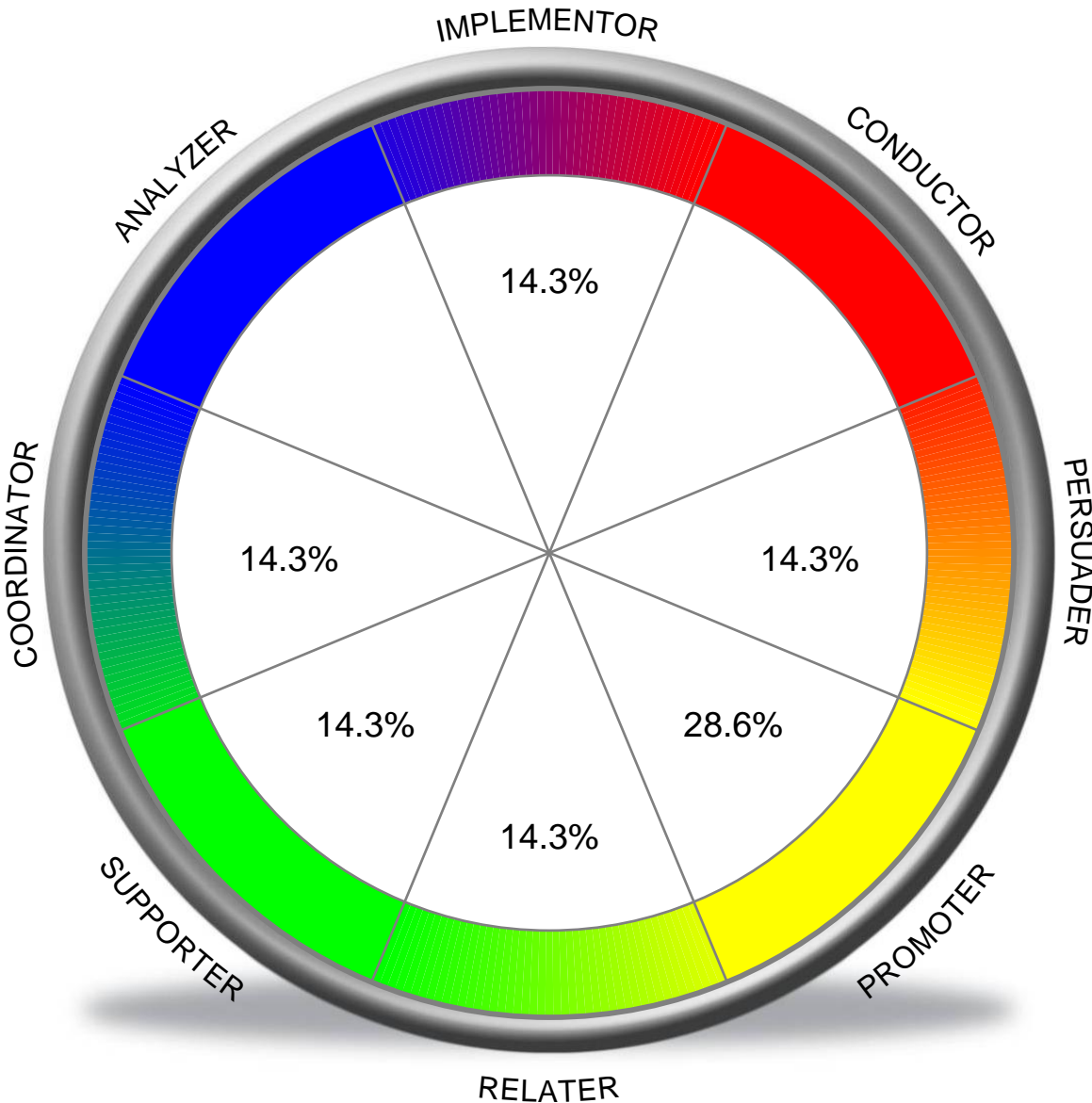


POTENTIAL NEED FOR TEAM MEMBERS

This section is designed to provide information on behavioral styles that may be low or absent from the team dynamic. The following pages will explain what each of these behavioral styles brings to a team. In some cases not all behavioral styles are needed for a team, and in other cases some team members may be adapting to fill in the gaps as needed.

team sample behaviors

Company Inc.
5-4-2010



ABC Co. Ltd.
789 Street



The team selected has 0% Conductor natural behavioral styles within it. Based on this information the following statements have been provided to give the team members a clearer understanding and appreciation of the Conductor style.

0% of Team (0)

Strengths

Conductors tend to:

- Be forward-looking and competitive.
- Look for problems to solve.
- Be positive and like confrontation.
- Like power and authority.
- Be motivated by direct answers.

Weaknesses

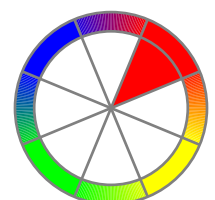
Conductors may:

- Overstep authority within the team.
- Use fear as a motivator.
- Overextend their ego.
- Be poor or selective listeners.
- Lack tact and diplomacy.

Communication Dos

To influence and form a strong bond with a Conductor you need to include words or phrases such as:

- Advancement
- Be able to take advantage of opportunities
- Be in a high visibility position
- Challenging
- Keep getting the results you want





The team selected has 0% Analyzer natural behavioral styles within it. Based on this information the following statements have been provided to give the team members a clearer understanding and appreciation of the Analyzer style.

0% of Team (0)

Strengths

Analyzers tend to:

- Be critical thinkers.
- Have high standards for self and subordinates.
- Be accurate and precise.
- Problem solve through the use of facts and data.
- Utilize facts to support their opinion and cause.

Weaknesses

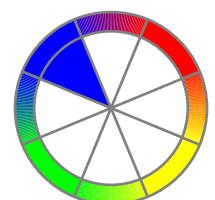
Analyzers may:

- Lean on team leader or supervisor.
- Hesitate to act without sufficient facts or precedent.
- Be bound by organizational procedures and methods.
- Do the work themselves and not delegate.
- Yield position of self and team to avoid controversy.

Communication Dos

To influence and form a strong bond with an Analyzer you need to include words or phrases such as:

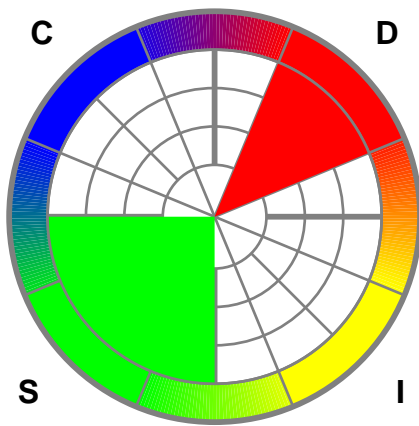
- Operates predictably
- You need your privacy
- Great accuracy
- Proven through research
- Minimize your risk





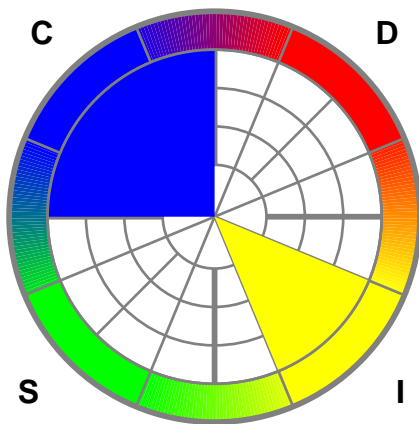
This section focuses on the common behavioral roadblocks among the different styles and indicates how well styles will initially blend and how much they must adapt in order to communicate effectively. It is important to note that this DISC report only interprets behavior and does not account for the influence of values. Even if styles blend well together problems may still arise based on conflicting values.

Conductor ↔ Relater, Supporter or Coordinator



- Quick Pace to Slow Pace
- Extroverted to Introverted
- Impatient to Patient
- Enjoys Conflict to Avoids Conflict
- Quick to Anger to Slow to Anger
- High Sense of Urgency to Low Sense of Urgency
- High Risk to Low Risk
- Conductors tend to overpower
- Conductors must work hard to build up a trusting relationship before Relaters, Supporters and Coordinators feel comfortable verbalizing their concerns.
- Conductors may need to be mindful of their listening skills as well as their diplomacy.

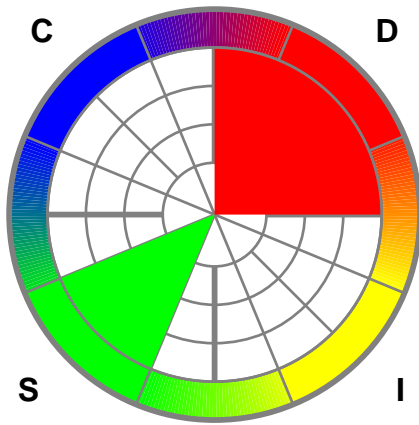
Promoter ↔ Coordinator, Analyzer or Implementor



- Optimistic to Pessimistic
- Feelings to Facts
- Extroverted to Introverted
- High Risk to Low Risk
- People Oriented to Data Oriented
- Quick Decisions to Needs More Data
- Few behavioral commonalities
- Promoters will have to slow down and keep a tight reign on their emotions.
- Coordinators, Analyzers and Implementors will need to pick up the pace and be more stimulating.
- Promoters need to reduce gestures and not initiate physical contact.

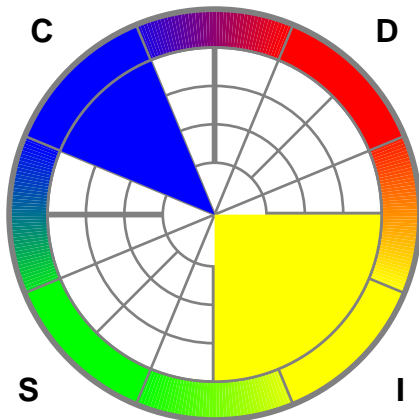


Supporter ↔ Implementor, Conductor or Persuader



- Slow Decision Maker to Quick Decision Makers
- Slow Pace to Quick Pace
- Indirect to Direct
- Slow to Anger to Quick to Anger
- Go with the flow to GO, GO, GO!
- Supporters will have to make sure not to be overpowered by these styles.
- Supporters need to stand up to these styles when not in agreement.
- Supporters will go along for the sake of harmony and peace.
- Supporters should utilize a questioning method to force the other styles to defend their position.

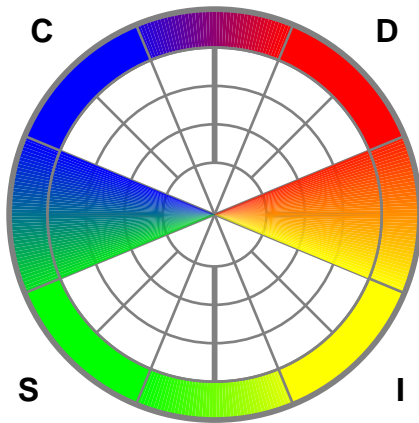
Analyzer ↔ Persuader, Promoter or Relater



- Pessimistic to Optimistic
- Introverted to Extroverted
- Slow Decision Making to Quick Decision Making
- Low Risk to High Risk
- Slow Pace to Quick Pace
- Task Oriented to People Oriented
- Analyzers should try to loosen up and become more people focused.
- Analyzers should be more stimulating to better communicate with the Persuader, Promoter and Relater styles.
- Analyzers should use questions as a means to guide the Persuader, Promoter and Relater to the desired conclusion.

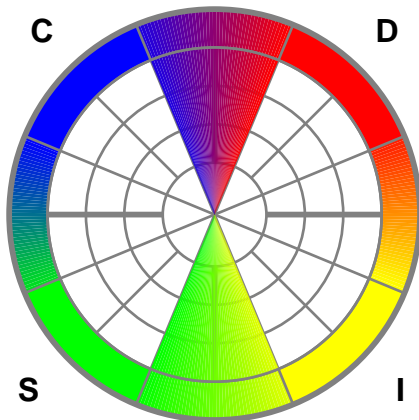


Persuader ↔ Coordinator



- Quick to Change to Slow to Change
- Enjoys Change to Avoids Change
- Extroverted to Introverted
- Animated to Reserved
- "We can do it" to "How do we do it?"
- Persuaders should spend time explaining project goals and expectations to the Coordinators.
- Persuaders should try to stick to the relevant facts.
- Coordinators will become frustrated with lack of instruction, follow up and follow through.
- Coordinators should make a conscious effort to be more direct and open with their feelings and concerns.

Relater ↔ Implementor



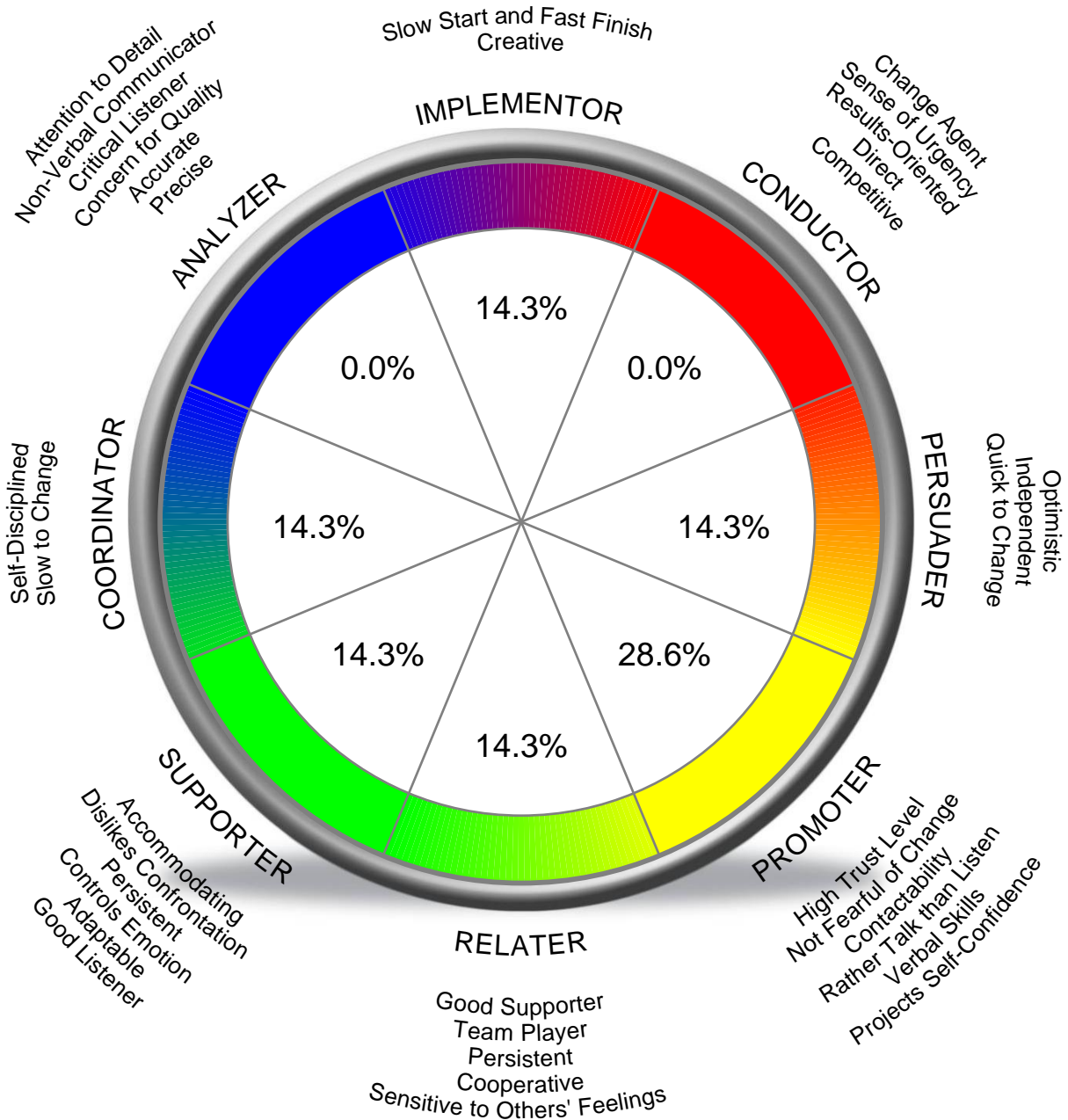
- People Oriented to Task Oriented
- Indirect to Direct
- Trusting to Untrusting
- Implementors need to be more vocal with their appreciation of the Relater and the Relater's work.
- Implementors should attempt to be more sensitive to the feelings of the Relater and other team members
- Implementors should be mindful of their sincerity.
- The more demanding the Implementor becomes, the more withdrawn the Relater will be.
- Relaters should focus on not becoming withdrawn or taking any confrontation personally.



TEAM MEMBER CHARACTERISTICS

team sample behaviors

Company Inc.
5-4-2010

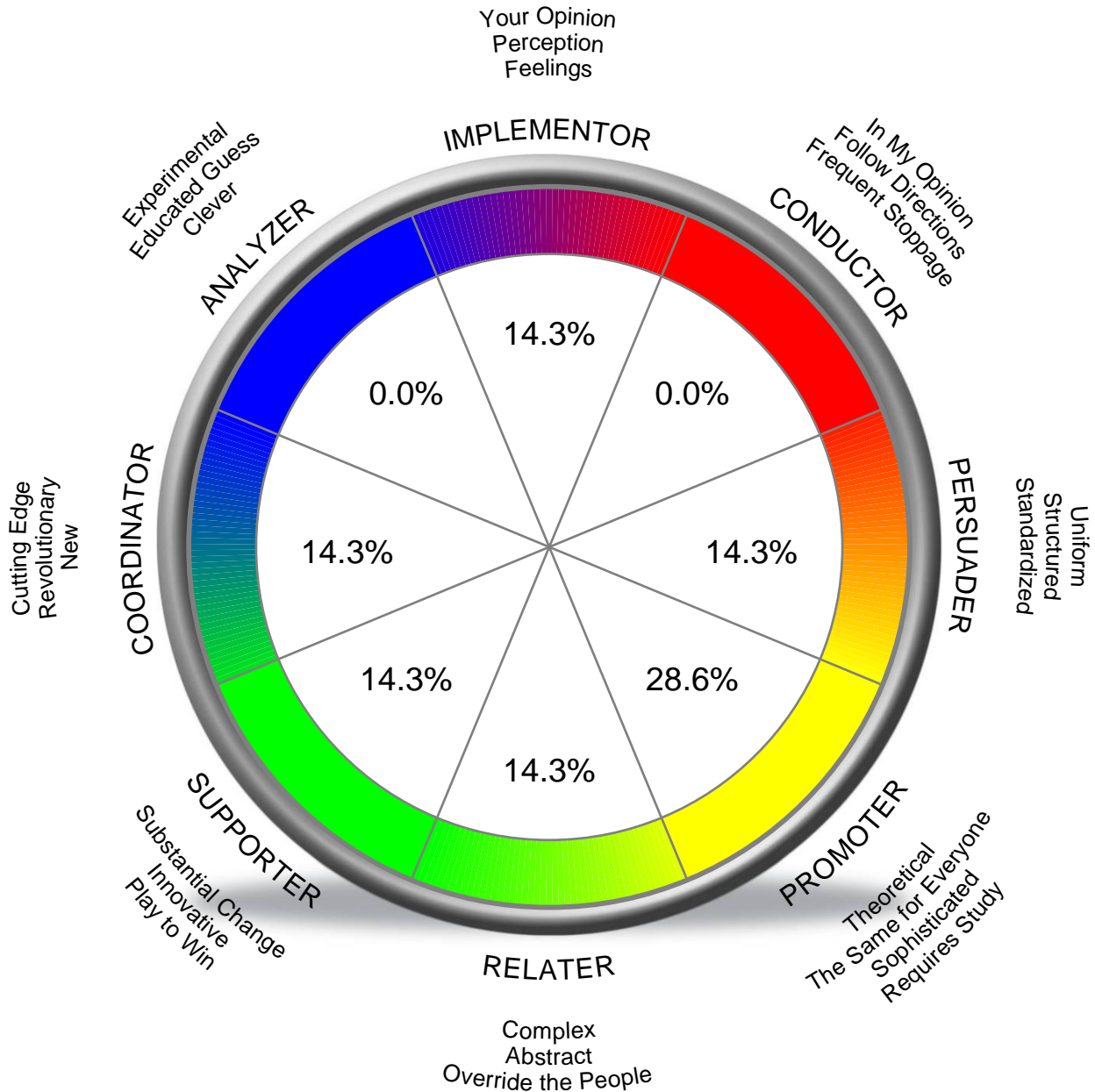


ABC Co. Ltd.
789 Street



team sample behaviors

Company Inc.
5-4-2010

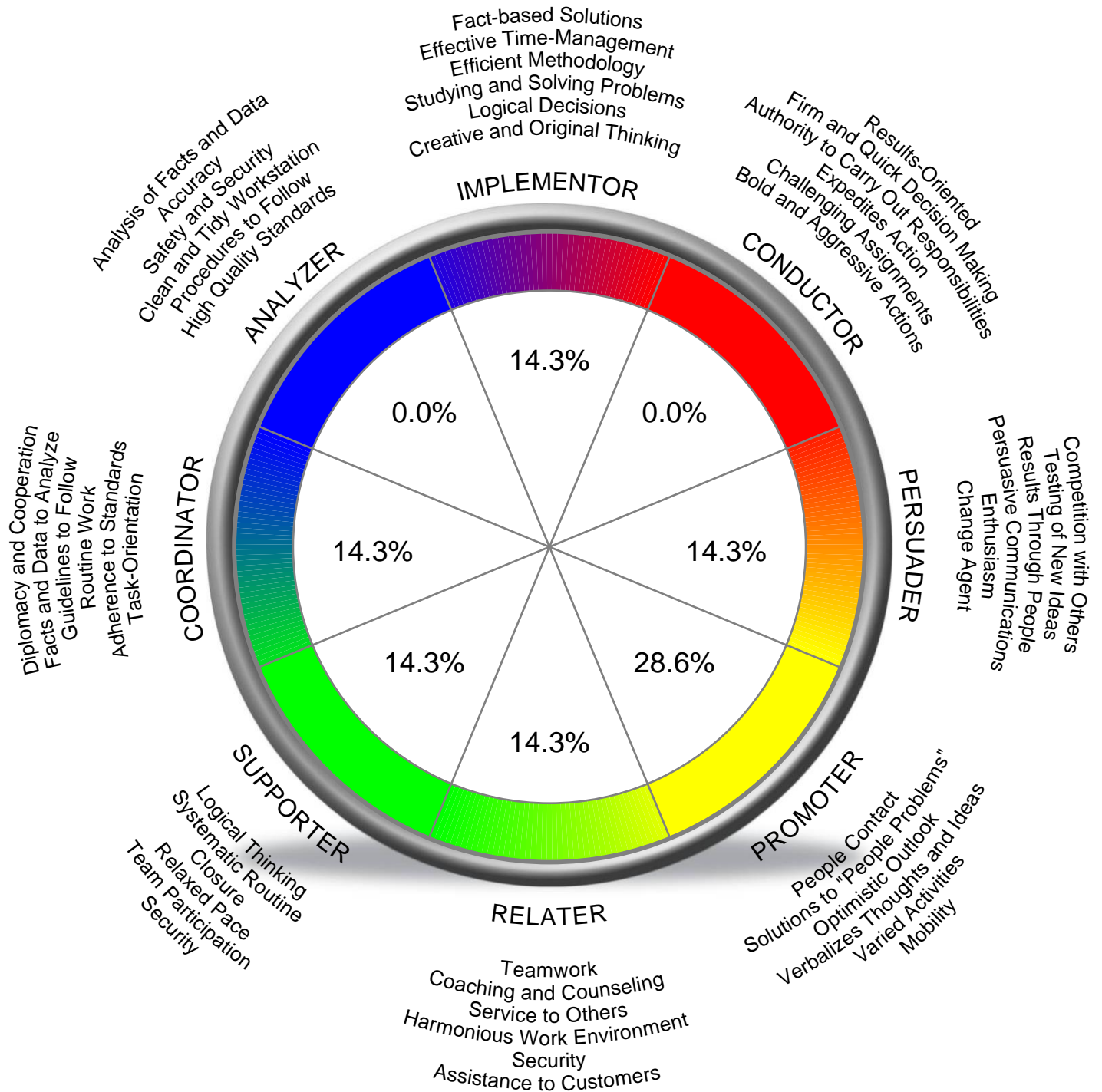


ABC Co. Ltd.
789 Street



team sample behaviors

Company Inc.
5-4-2010

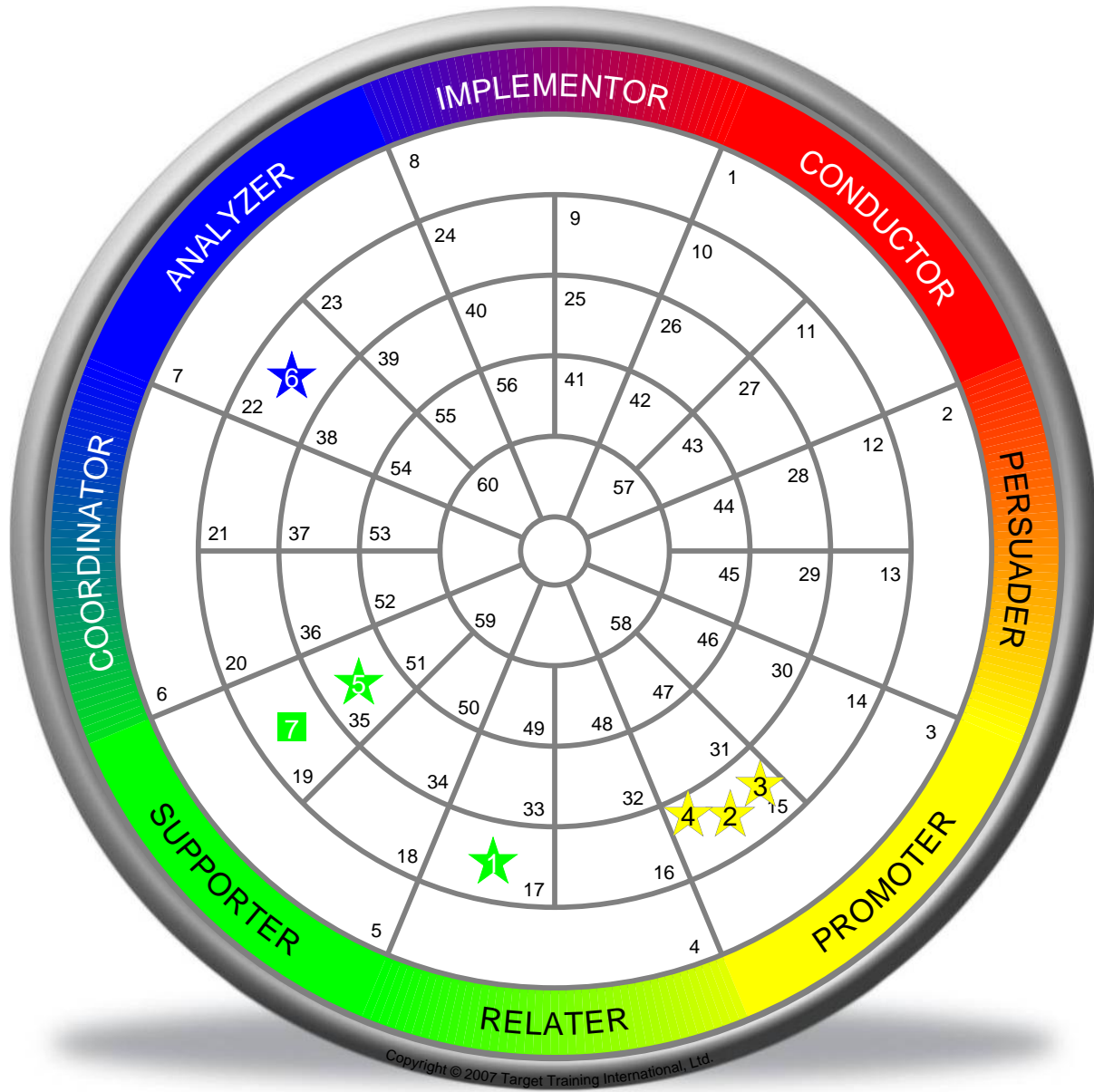


ABC Co. Ltd.
789 Street



GROUP WHEEL ADAPTED

team sample behaviors



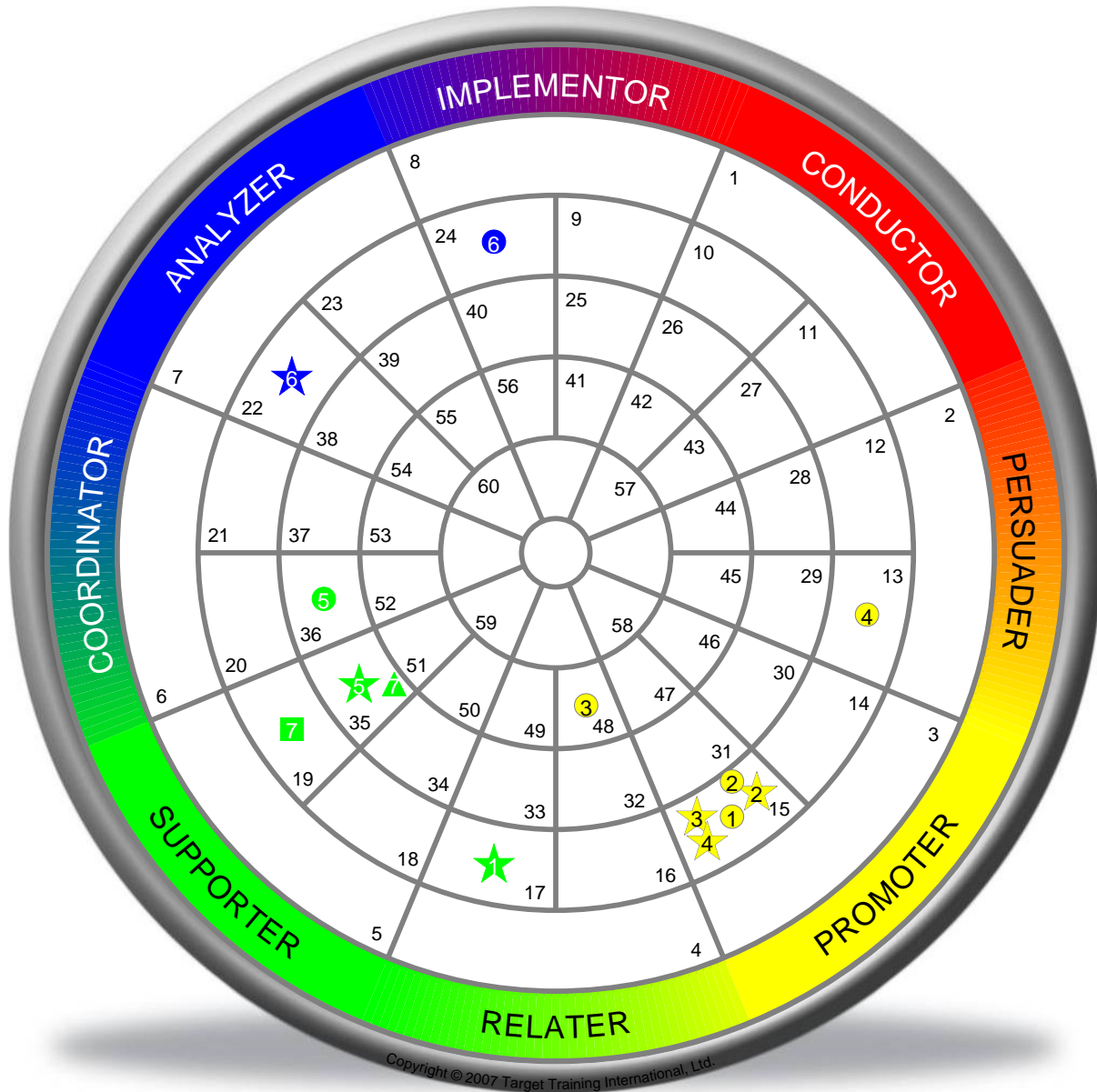
- ★ Adapted
- Leader

ABC Co. Ltd.
789 Street



GROUP WHEEL MIGRATION

team sample behaviors



- ★ Adapted
- Leader

- Natural
- ▲ Leader

ABC Co. Ltd.
789 Street



GROUP WHEEL LEGEND

team sample behaviors

- 1: Alice Adams
- 2: Linda Lewis
- 3: Mary Martin
- 4: Sally Sanders
- 5: Sara Scott
- 6: Jeff Taylor
- 7: Terri Thompson *

* Indicates team leader.